

EAGLE ROCK PLAZA



Eagle Rock Plaza

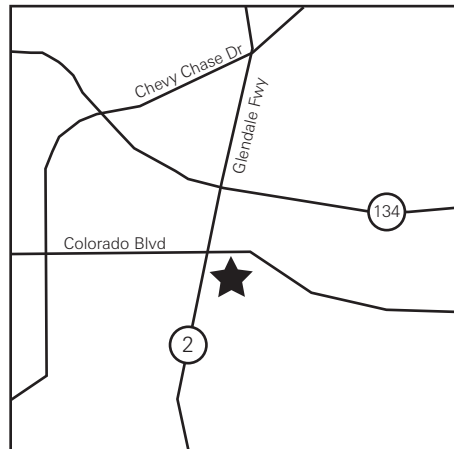
2700 Colorado Blvd.,
#230
Los Angeles CA
90041
(323) 256-2147
(323) 256-6823 (Fax)
shopeaglerock.com

Eagle Rock Plaza is located amid the densely populated northeast area of Los Angeles, California. Eagle Rock is ideally positioned with high visibility and easy access from the Glendale and Ventura freeways, and has successfully carved a niche by appealing to Los Angeles' multi-cultural market base. The 460,865 square foot shopping center is currently anchored by Target and Macy's and features over 55 specialty retail destinations.



Location

Colorado Boulevard is the primary east/west arterial. The subject's other frontage streets are tertiary roadways. The Ventura Freeway (State Route 134) runs in an east/west direction approximately one-quarter mile north of Colorado Boulevard.



Permanent Leasing Representative

Dave Burstein
(858) 202-1133
(310) 524-9989 (Fax)
dave.burstein@brixmor.com

Specialty Leasing Representative

Rebecca Friday
(323) 256-2147
(323) 256-6823 (Fax)
rebecca.friday@brixmor.com

EAGLE ROCK PLAZA



The current population within the primary trade area is 557,806. The average household income is \$85,432 and is expected to grow to \$96,461 by 2016.

Key Demographics

	1 Mile	3 Mile	5 Mile
Population (2011)	32,767	253,362	557,806
Average Household Income (2011)	\$74,726	\$77,893	\$85,432
Population (2016)	33,029	255,397	560,685
Average Household Income (2016)	\$85,974	\$88,349	\$96,461

Demographics source: AGS 2011A Estimates

FEATURES

GLA: 460,865

Specialty Stores: 55

Major Retailers:

Macy's
Target
Seafood City
Chuck E. Cheese's

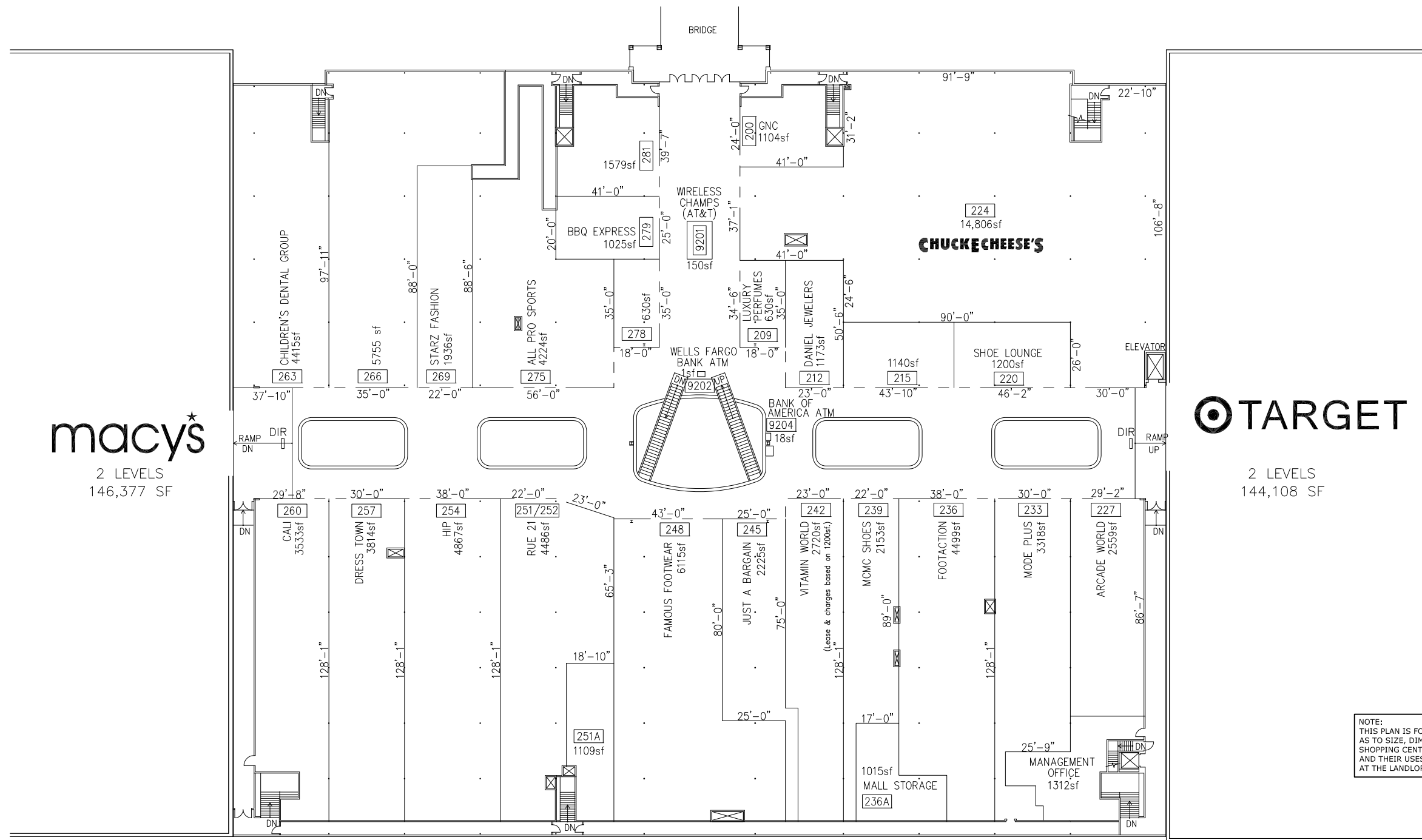


Permanent Leasing Representative

Dave Burstein
(858) 202-1133
(310) 524-9989 (Fax)
dave.burstein@brixmor.com

Specialty Leasing Representative

Rebecca Friday
(323) 256-2147
(323) 256-6823 (Fax)
rebecca.friday@brixmor.com



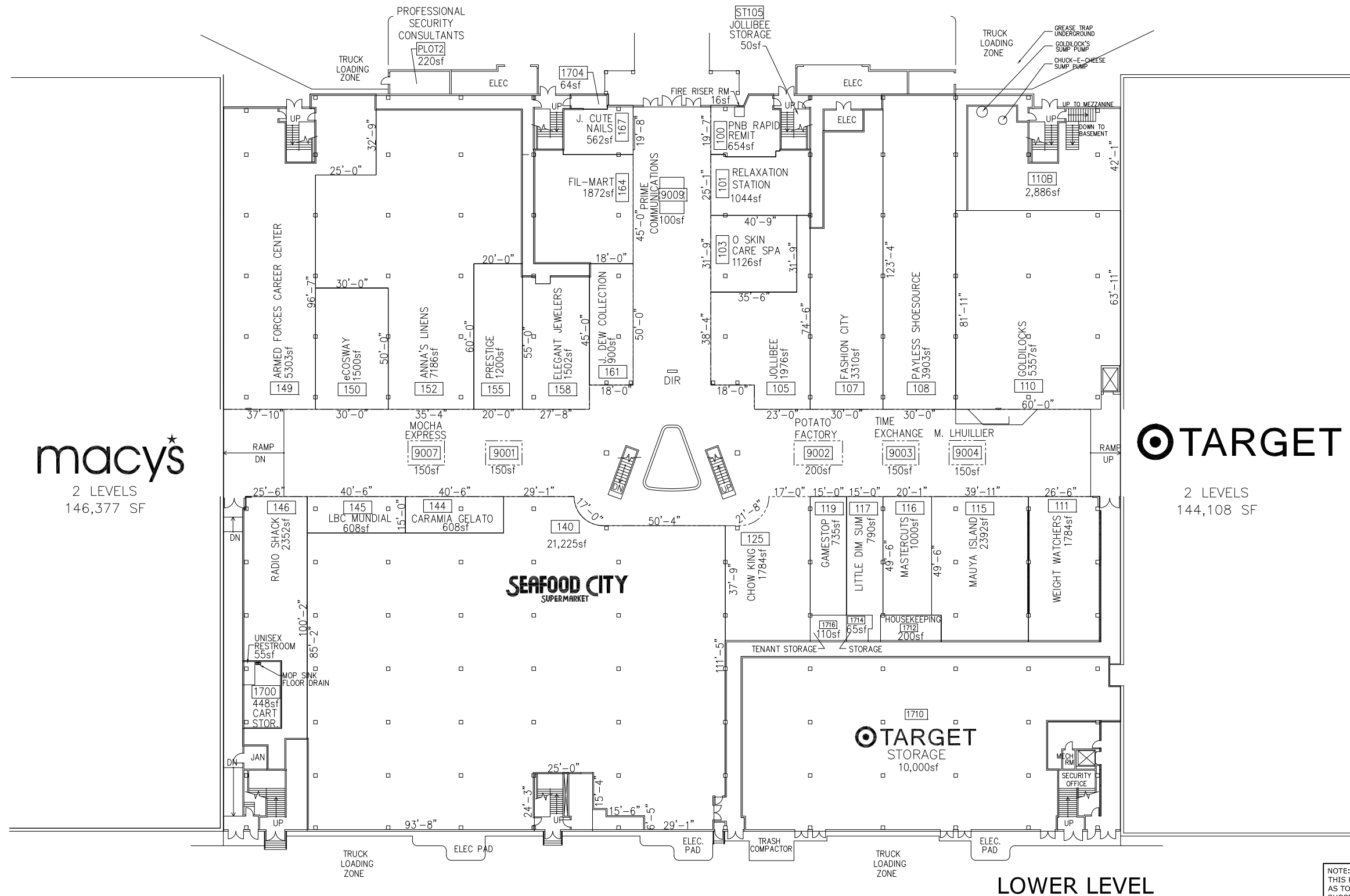
macy's
2 LEVELS
146,377 SF

TARGET
2 LEVELS
144,108 SF

NOTE:
THIS PLAN IS FOR REFERENCE ONLY, AND IS NOT A REPRESENTATION AS TO SIZE, DIMENSION, OR LOCATION OF ANY TENANT IN THE SHOPPING CENTER. ALL BUILDINGS, IMPROVEMENTS, THEIR OCCUPANTS AND THEIR USES AS SHOWN ON THIS PLAN ARE SUBJECT TO MODIFICATION AT THE LANDLORD'S DISCRETION.

UPPER LEVEL





2 LEVELS
144,108 SF

NOTE:
THIS PLAN IS FOR REFERENCE ONLY, AND IS NOT A REPRESENTATION
AS TO SIZE, DIMENSION, OR LOCATION OF ANY TENANT IN THE
SHOPPING CENTER. ALL BUILDINGS, IMPROVEMENTS, THEIR OCCUPANTS
AND THEIR USES AS SHOWN ON THIS PLAN ARE SUBJECT TO MODIFICATION
AT THE LANDLORD'S DISCRETION.